

Thiourea-Catalyzed Enantioselective
Iso-Pictet–Spengler Reactions

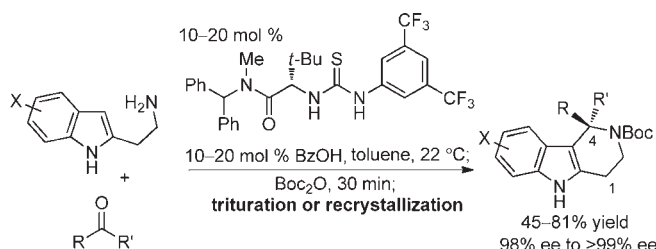
Yunmi Lee, Rebekka S. Klausen, and Eric N. Jacobsen*

Department of Chemistry and Chemical Biology, Harvard University, 12 Oxford Street,
Cambridge, Massachusetts 02138, United States

jacobsen@chemistry.harvard.edu

Received August 24, 2011

ABSTRACT



A one-pot condensation of isotryptamines and aldehydes that affords enantiomerically enriched 4-substituted tetrahydro- γ -carbolines is reported. The reaction is induced by a chiral thiourea/benzoic acid dual catalyst system. Purification of the *N*-Boc-protected products by trituration or crystallization provides the optically pure tetrahydro- γ -carboline derivatives in a scalable and highly practical procedure.

Natural and synthetic compounds containing the tetrahydro- β -carboline heterocyclic framework are endowed with an extraordinary range of important biological activities.¹ The closely related tetrahydro- γ -carboline framework

is unknown in natural product structures but holds considerable potential as a template for drug discovery.² In contrast to the rich assortment of known synthetic routes to chiral tetrahydro- β -carboline derivatives,^{3,4} few methods have been identified for the direct preparation of optically enriched tetrahydro- γ -carbolines. Reported strategies to the latter class of compounds include classical resolution,⁵ diastereoselective cyclization of chiral, substituted precursors,⁶ and Pd-catalyzed enantioselective intramolecular allylic alkylation.⁷ We describe here a straightforward and direct route to enantiomerically enriched 4-substituted tetrahydro- γ -carbolines through an enantioselective, catalytic “iso-Pictet–Spengler reaction”, the one-pot condensation/cyclization of 2-substituted

(1) (a) *Introduction to Alkaloids: A Biogenetic Approach*; Cordell, G. A., Ed.; Wiley: New York, 1981. (b) *Comprehensive Natural Products Chemistry*; Cane, D. E., Barton, D. H. R., Nakanishi, K., Meth-Cohn, O., Kelly, J. W., Eds.; Elsevier: New York, 1999. (c) Karolina, P. *Curr. Opin. Drug Discovery Dev.* **2010**, *13*, 669–684.

(2) (a) Doody, R. S.; Gavrilova, S. I.; Sano, M.; Thomas, R. G.; Aisen, P. S.; Bachurin, S. O.; Seely, L.; Hung, D. *Lancet* **2008**, *372*, 207–215. (b) Bridoux, A.; Millet, R.; Pommery, J.; Pommery, N.; Henichart, J.-P. *Bioorg. Med. Chem.* **2010**, *18*, 3910–3924. (c) Butler, K. V.; Kalin, J.; Brochier, C.; Vistoli, G.; Langley, B.; Kozikowski, A. P. *J. Am. Chem. Soc.* **2010**, *132*, 10842–10846. (d) Harbart, C. A.; Plattner, J. J.; Welch, W. M. *J. Med. Chem.* **1980**, *23*, 635–643. (e) Gharbia-Abou, M.; Patel, U. R.; Webb, M. B.; Moyer, J. A.; Andree, T. H.; Muth, E. A. *J. Med. Chem.* **1987**, *30*, 1818–1823. (f) Khorana, N.; Smith, C.; Herrick-Davis, K.; Purohit, A.; Teitler, M.; Grella, B.; Dukat, M.; Glennon, R. A. *J. Med. Chem.* **2003**, *46*, 3930–3937. (g) Bachurin, S.; Bukatina, E.; Lermontova, N.; Tkachenko, S.; Afanasiev, A.; Grigoriev, V.; Grigorieva, I.; Ivanov, Y. U.; Sablin, S.; Zefirov, N. *Ann. N.Y. Acad. Sci.* **2001**, *939*, 425–435.

(3) For reviews of Pictet–Spengler reactions, see: (a) Cox, E. D.; Cook, J. M. *Chem. Rev.* **1995**, *95*, 1797–1842. (b) Lorenz, M.; van Linn, M. L.; Cook, J. M. *Curr. Org. Synth.* **2010**, *7*, 189–223. (c) Stockigt, J.; Antonchick, A. P.; Wu, F.; Waldmann, H. *Angew. Chem., Int. Ed.* **2011**, *50*, 8538–8564. For reductive approaches to enantioenriched tetrahydro- β -carbolines, see: (d) Itoh, T.; Yokoya, M.; Miyauchi, K.; Nagata, K.; Ohsawa, A. *Org. Lett.* **2003**, *5*, 4301–4304. (e) Martin, S. F. *Acc. Chem. Res.* **2002**, *35*, 895–904. (f) Li, C.; Xiao, J. *J. Am. Chem. Soc.* **2008**, *130*, 13208–13209. (g) Evanno, L.; Ormala, J.; Pihko, P. M. *Chem.—Eur. J.* **2009**, *15*, 12963–12969. (h) Uematsu, N.; Fujii, A.; Hashiguchi, S.; Ikariya, T.; Noyori, R. *J. Am. Chem. Soc.* **1996**, *118*, 4916–4917. (i) Nugent, T. C.; El-Shazly, M. *Adv. Synth. Catal.* **2010**, *352*, 753–819.

(4) For catalytic enantioselective Pictet–Spengler reactions, see: (a) Klausen, R. S.; Jacobsen, E. N. *Org. Lett.* **2009**, *11*, 887–890. (b) Sewgobind, N. V.; Wanner, M. J.; Ingemann, S.; de Gelder, R.; van Maarseveen, J. H.; Hiemstra, H. *J. Org. Chem.* **2008**, *73*, 6405–6408. (c) Wanner, M. J.; van der Haas, R. N. S.; de Cuba, K. R.; van Maarseveen, J. H.; Hiemstra, H. *Angew. Chem., Int. Ed.* **2007**, *46*, 7485–7487. (d) Raheem, I. T.; Thiara, P. S.; Peterson, E. A.; Jacobsen, E. N. *J. Am. Chem. Soc.* **2007**, *129*, 13404–13405. (e) Seayad, J.; Seayad, A. M.; List, B. *J. Am. Chem. Soc.* **2006**, *128*, 1086–1087. (f) Taylor, M. S.; Jacobsen, E. N. *J. Am. Chem. Soc.* **2004**, *126*, 10558–10559.

(5) Vecchiotti, V.; Clarke, G. D.; Colle, R.; Giardina, G.; Petrone, G.; Sbacchi, M. *J. Med. Chem.* **1991**, *34*, 2624–2633.

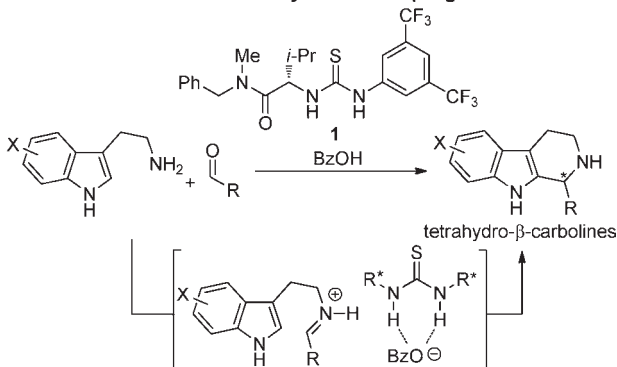
(6) Sheng, Y.-F.; Li, G.-Q.; Kang, Q.; Zhang, A.-J.; You, S.-L. *Chem.—Eur. J.* **2009**, *15*, 3351–3354.

(7) Bandini, M.; Melloni, A.; Piccinelli, F.; Sinisi, R.; Tommasi, S.; Umani-Ronchi, A. *J. Am. Chem. Soc.* **2006**, *128*, 1424–1425.

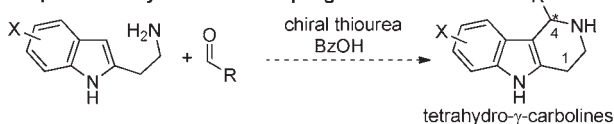
indolyethylamines (isotryptamines) and aldehydes (Scheme 1).⁸

Scheme 1. Synthesis of Tetrahydro- β -carbolines and Proposed Route to Tetrahydro- γ -carbolines Cocatalyzed by Chiral Thioureas and BzOH

Thiourea/Benzoic Acid Co-Catalyzed Pictet–Spengler Reactions:



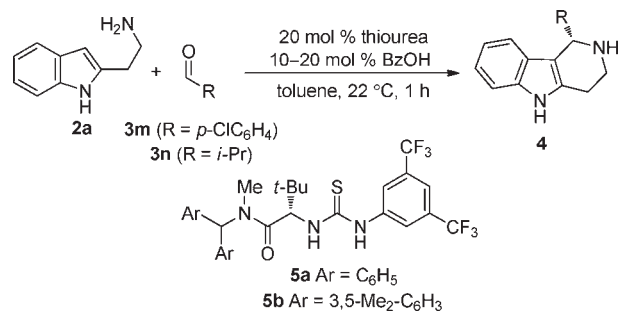
Proposed Catalytic Iso-Pictet–Spengler Reactions:



Our approach drew directly on the recent discovery that the combination of chiral thioureas and carboxylic acid derivatives can serve as a highly effective cocatalyst system for enantioselective one-pot Pictet–Spengler reactions of tryptamines and aldehydes (Scheme 1).^{4a} Under the conditions optimized for that reaction (thiourea **1**/benzoic acid, 20 mol %), the model iso-Pictet–Spengler reaction between unsubstituted isotryptamine **2a** and 4-chlorobenzaldehyde **3m** was found to proceed efficiently to the desired tetrahydro- γ -carboline **4am** (>98% conversion within 1 h), with 66% ee (entry 1, Table 1). Chiral thiourea **5a**, which was identified previously as an effective catalyst for Strecker reactions,⁹ was found to be more effective, affording **4am** in 79% ee (entry 2). Substantially higher enantioselectivity was observed in the reaction of **2a** and isobutyraldehyde **3n** (89% ee). In all cases, it was found that the thiourea needed to be present at a concentration equal to or greater than that of the achiral carboxylic acid in order to prevent diminished enantioselectivities due to an acid-catalyzed racemic background reaction.¹⁰ This proved to be a particular concern with iso-Pictet–Spengler reactions with aliphatic aldehydes, which may contain detectable levels of the corresponding aliphatic acids as received from commercial suppliers. Accordingly, for some aliphatic substrates, it was found that reducing the

loading of BzOH led to measurable improvements in product ee (e.g., 91% ee vs 89% ee for **4an**, entries 3 and 4). Further optimization of the thiourea catalyst structure revealed that the highly sterically demanding derivative **5b** bearing the 3,5-dimethylbenzhydryl group on the amide component afforded tetrahydro- γ -carboline **4an** in 97% yield and 95% ee (entry 5).

Table 1. Optimization of the Enantioselective Iso-Pictet–Spengler Reaction



entry	aldehyde	thiourea	BzOH (mol %)	product	yield (%) ^a	ee (%) ^b
1	3m	1	20	4am	nd ^c	66
2	3m	5a	20	4am	95	79
3	3n	5a	20	4an	98	89
4	3n	5a	10	4an	97	91
5	3n	5b	10	4an	97	95

^a Isolated yield after purification; >98% conversion in all cases. ^b Determined by HPLC analysis of the *N*-Boc derivative. ^c nd = not determined.

The thiourea/benzoic acid cocatalyzed iso-Pictet–Spengler reaction was applied successfully to a variety of isotryptamine–aldehyde combinations, as illustrated in Table 2. In particular, high enantioselectivities were obtained in the cyclization of sterically demanding aliphatic or aromatic aldehydes with both electron-rich and -deficient isotryptamine derivatives using thiourea **5b** (entries 2–18). In contrast, aldehydes lacking branching at the α -position proved less effective as substrates (entry 1, and discussion below).

Any variability in the enantioselectivity of the thiourea-catalyzed iso-Pictet–Spengler reaction proved to be of only minor consequence, however, thanks to the identification of a remarkably straightforward protocol for upgrading the ee of the tetrahydro- γ -carboline products. As illustrated in Table 3, the crude products of the cyclization reaction were subjected to reaction with Boc₂O at ambient temperature, and the enantiomeric composition of the resulting *N*-Boc tetrahydro- γ -carboline **6** could be upgraded to >99% ee in nearly all cases by direct crystallization or trituration.¹¹ This allowed use of reduced loadings of the less enantioselective but commercially

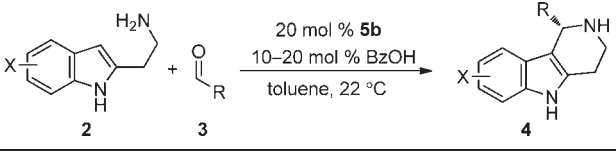
(8) For the racemic variant, see: Molina, P.; Alcántara, J.; López-Leonardo, C. *Tetrahedron* **1996**, *52*, 5833–5844.

(9) (a) Zuend, S. J.; Coughlin, M. P.; Lalonde, M. P.; Jacobsen, E. N. *Nature* **2009**, *461*, 968–971. (b) Zuend, S. J.; Jacobsen, E. N. *J. Am. Chem. Soc.* **2009**, *131*, 15358–15374.

(10) In the absence of thiourea, 20 mol % BzOH catalyzes the iso-Pictet–Spengler reaction of **2a** with **3n** to 30% conversion in 0.5 h.

(11) The absolute configuration of the products was assigned by X-ray crystallographic analysis of compound **6ax**. See Supporting Information for details.

Table 2. Substrate Scope of the Thiourea-/BzOH-Cocatalyzed Enantioselective Iso-Pictet–Spengler Reaction Catalyzed by **5b**



entry	isotryp-tamine (X)	aldehyde (R)	BzOH (mol %)	time (h)	product	yield (%) ^a	ee (%) ^b
1	2a (H)	3o (<i>i</i> -Bu)	20	1	4ao	96	79
2	2a	3p (<i>c</i> -Hex)	20	1	4ap	96	91
3	2a	3q (CH(Et) ₂)	20	3	4aq	97	95
4	2a	3r (<i>t</i> -Bu)	20	7 d	4ar	83 ^c	87
5	2a	3s (<i>o</i> -MeC ₆ H ₄)	20	1	4as	99	92
6	2a	3t (1-naph)	20	2	4at	96	86
7	2b (5-F)	3n	10	1	4bn	98	94
8	2c (6-F)	3n	10	1	4cn	97	94
9	2d (5-MeO)	3n	10	1	4dn	96	94
10	2e (6-MeO)	3n	10	1	4en	94	94
11	2f (5-Me)	3n	10	1	4fn	95	95
12	2g (5-vinyl)	3n	10	1	4gn	97	95
13	2d	3p	20	1	4dp	98	91
14	2f	3p	20	1	4fp	93	93
15	2b	3p	20	1	4bp	99	90
16	2c	3q	20	5	4cq	96	93
17	2b	3s	20	2	4bs	96	88
18	2d	3s	20	1	4ds	93	91

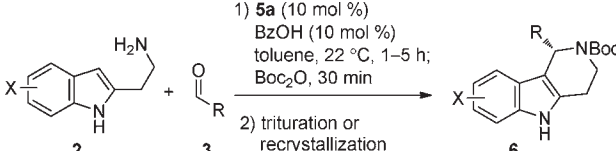
^a Isolated yield after purification. ^b Determined by HPLC analysis of the *N*-Boc derivative. ^c 90% conversion.

available catalyst **5a**¹² and extension of the method to substrates that undergo reaction with only moderate intrinsic enantioselectivity, such as unhindered aliphatic (entries 1–2) and aromatic (entries 6–9) aldehydes. This one-pot synthetic procedure for preparing enantiopure *N*-Boc tetrahydro- γ -carboline derivatives required no chromatographic purification steps and should be readily adaptable to preparative scale.

Ketone substrates were also applied successfully to the iso-Pictet–Spengler protocol. As depicted in Scheme 2, the ketoimine generated *in situ* from **2a** and ketone **7** underwent enantioselective cyclization in the presence of **5a** and benzoic acid to afford the tetrahydro- γ -carboline **8** in 95% yield and 76% ee. After *N*-Boc protection and trituration, **9** was isolated in 98% ee.

Tetrahydro- β -carboline derivatives are the common biosynthetic precursors of the monoterpene indole alkaloid natural product family, which includes rearranged examples such as morphine.¹³ We explored whether the tetrahydro- γ -carboline framework might undergo analogous transformations into structurally and stereochemically complex alkaloid scaffolds. In particular, we targeted the synthesis of a spirocyclic oxindole, a frequently observed

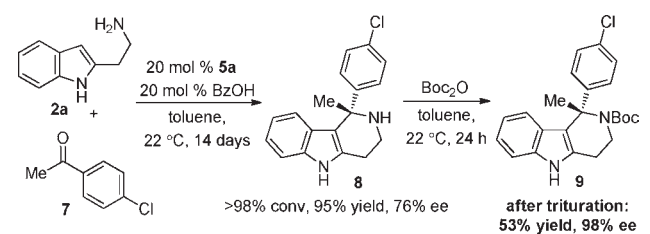
Table 3. One-Pot Method for the Preparation of Optically Pure Tetrahydro- γ -carboline Derivatives



entry	isotryp-tamine	aldehyde (R)	time (h)	product	ee (%) ^a	yield (%) ^b
1	2a	3u (<i>n</i> -pent)	1	6au	>99 (61)	45
2	2a	3o (<i>i</i> -Bu) ^c	1	6ao	>99 (74)	55
3	2a	3n (<i>i</i> -Pr)	1	6an	>99 (88)	81
4	2a	3p (<i>c</i> -Hex) ^c	1	6ap	99 (91)	65
5	2a	3q (CH(Et) ₂)	5	6aq	>99 (90)	79
6	2a	3v (C ₆ H ₅)	1	6av	>99 (70)	52
7	2a	3w (<i>p</i> -FC ₆ H ₄)	1	6aw	>99 (74)	64
8	2a	3m (<i>p</i> -ClC ₆ H ₄)	1	6am	>99 (76)	63
9	2a	3x (<i>p</i> -BrC ₆ H ₄)	1	6ax	>99 (75)	56
10	2a	3s (<i>o</i> -MeC ₆ H ₄)	2	6as	>99 (86)	77
11	2b	3n	1	6bn	>99 (88)	78
12	2c	3n	1	6cn	>99 (89)	77
13	2d	3n	1	6dn	98 (85)	78
14	2g	3n ^c	1	6gn	>99 (92)	67
15	2d	3p	1	6dp	>99 (92)	81
16	2b	3s	2	6bs	>99 (79)	66
17	2d	3s	2	6ds	99 (87)	74

^a Determined by HPLC analysis. Numbers in parentheses correspond to the ee of **6** before trituration or recrystallization. For details on the trituration or recrystallization procedures, see the Supporting Information. ^b Isolated yield of product with upgraded ee. ^c 20 mol % **5a** used.

Scheme 2. Enantioselective Iso-Pictet–Spengler Reaction of **2a** and Ketone **7**



structural motif in biologically active compounds.^{14,15} Through the treatment of tetrahydro- γ -carboline **6ao** with NBS under acidic conditions, optically active spiro indoxyl **10** was isolated in 48% yield (Scheme 3).¹⁶ Oxidative

(14) (a) Baran, P. S.; Corey, E. J. *J. Am. Chem. Soc.* **2002**, *124*, 7904–7905. (b) Takayama, H.; Ishikawa, H.; Kurihara, M.; Kitajima, M.; Aimi, N.; Ponglux, D.; Koyama, F.; Matsumoto, K.; Moriyama, T.; Yamamoto, L. T.; Watanabe, K.; Murayama, T.; Horie, S. *J. Med. Chem.* **2002**, *45*, 1949–1956. (c) Williams, R. M. *Chem. Pharm. Bull.* **2002**, *50*, 711–740.

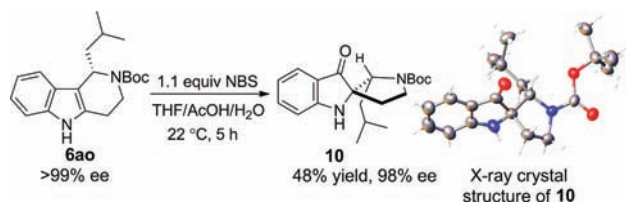
(15) Badillo, J. J.; Hanhan, N. V.; Franz, A. K. *Curr. Opin. Drug Discovery Dev.* **2010**, *13*, 758–776.

(16) (a) Trost, B. M.; Brennan, M. K. *Synthesis* **2009**, 3003–3025. (b) Marti, C.; Carreira, E. M. *Eur. J. Org. Chem.* **2003**, 2209–2219.

(12) Strem Chemicals, Newburyport, MA, USA.

(13) O'Connor, S. E.; Maresh, J. J. *Nat. Prod. Rep.* **2006**, *23*, 532–547.

Scheme 3. Synthesis of Spiro Indoxyl Derivative 10



rearrangement product **10** features contiguous nitrogen-bearing stereogenic centers, one of which is fully substituted.

In summary, we have developed an efficient method for the catalytic enantioselective synthesis of 4-substituted tetrahydro- γ -carboline using a readily available chiral

thiourea and BzOH. Optically pure products (98% to >99% ee) were obtained through a one-pot protocol of condensation, enantioselective cyclization, and Boc-protection, followed by trituration or recrystallization. The application of this methodology to new alkaloid-like scaffolds such as **10** is the subject of ongoing investigation.

Acknowledgment. This work was supported by the NIGMS (PO1 GM-69721). We thank Dr. Shao-Liang Zheng for the X-ray data collection and structural determination.

Supporting Information Available. Experimental procedures and characterization data for products and X-ray crystallographic data for **6ax** and **10**. This material is available free of charge via the Internet at <http://pubs.acs.org>.